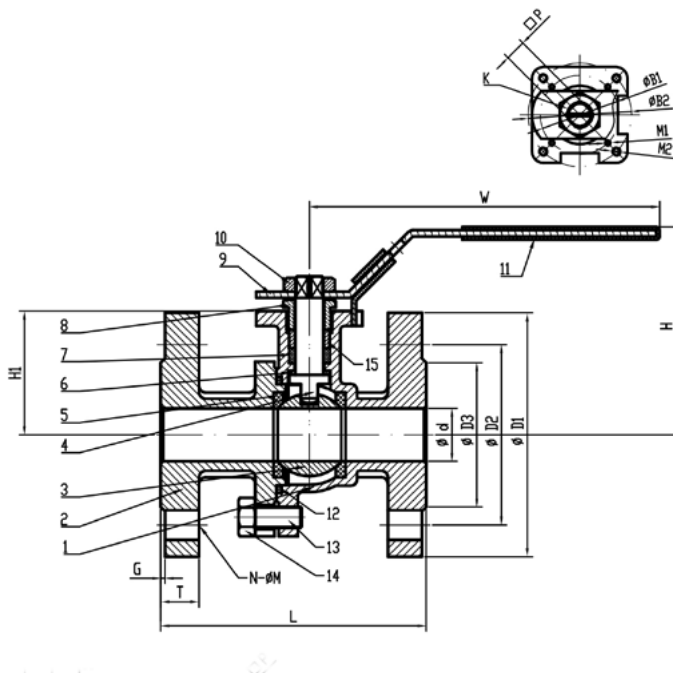


2-Pce Full Bore Flanged PN16 Ball Valve lever operated



- ASTM A351 CF8M 316 Stainless Steel construction, 316 Trim.
- R-PTFE Seats and PTFE Seals. Adjustable gland. Lever operated with Slide Type Locking Device (1/2" - 4").
- ISO 5211 Mounting Pad (non-direct mount).
- 1/2" - 2" 40 Bar/g pressure rated, 2.5" - 6" 16 Bar/g pressure rated.
- -20 / + 180 Deg C Temperature rated.
- Pressure balancing hole drilled into ball/stem slot
- CE marked (sizes 1.1/4" upward) in accordance with the PED 2014/68/EU

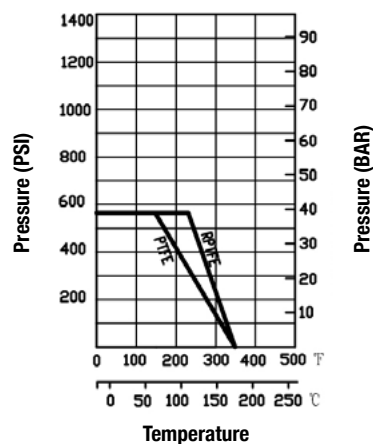
Full material Test Certificates available.

DIN 3202 F-4 Face to Face dimension (DIN 3202 F-5 on 6" size).

Available size range: 1/2" - 6"

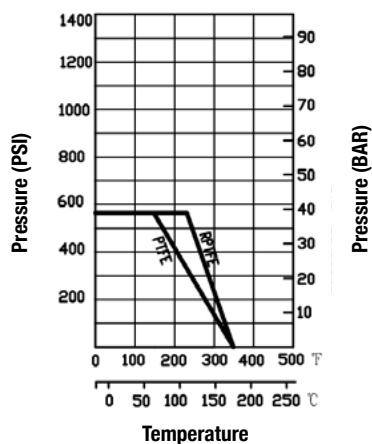
Item	Part	Material	Qty.
1	Body	CF8M 316	1
2	Cap	CF8M 316	1
3	Ball	316	1
4	Stem	316	1
5	Ball Seat	R-PTFE 15% Glass	2
6	Stem Packing	PTFE	1
7	Stem Packing	PTFE	1
8	Gland Nut	304	1
9	Handle	304	1
10	Stem Nut	304	1
11	Plastic Cover	PLASTIC	1
12	Body Gasket	PTFE	1
13	Bolt	304	4-6
14	Nut	304	4-6
15	Gland Ring	304	1

Pressure-Temp. Rating



DN15 - DN50

Pressure-Temp. Rating



DN65 - DN150

SIZE/ ITEM	d	P	K	H1	H	W	L	D3	D2	D1	T	G	M	N	B1	B2	M1	M2	
DN15	15	9	M12X1.5	49	90	160	115	45	65	95	16	2	14	4	-	42	-	M5	PN16 PN40
DN20	20	9	M12X1.5	54	95	160	120	58	75	105	18	2	14	4	-	42	-	M5	PN16 PN40
DN25	25	11	M14X1.5	59	103	160	125	68	85	115	18	2	14	4	-	50	-	M6	PN16 PN40
DN32	32	11	M14X1.5	72	116	160	130	78	100	140	18	2	18	4	-	50	-	M6	PN16 PN40
DN40	38	14	M18X1.5	77	126	220	140	88	110	150	18	2	18	4	-	70	-	M8	PN16 PN40
DN50	50	14	M18X1.5	85	134	220	150	102	125	165	20	3	18	4	-	70	-	M8	PN16 PN40
DN65	64	14	M18X1.5	105	154	220	170	122	145	185	20	3	18	8	-	70	-	M8	PN16
DN80	76	17	M22X1.5	112	168	320	180	138	160	200	20	3	18	8	70	102	M8	M10	PN16
DN100	96	17	M22X1.5	141	197	320	190	158	180	220	20	3	18	8	70	102	M8	M10	PN16
DN150	150	27	N/A	230	265	450	350	212	240	285	22	3	22	8	102	125	N/A	N/A	PN16